

A world of
possibilities



NIBE PRODUCT RANGE

Exhaust Air Heat Pumps
Ground Source Heat Pumps
Air/Water Heat Pumps
Solar Programme
Water Heaters
Thermal Storage Tanks
Domestic Boilers





A world of possibilities

NIBE PRODUCT RANGE

EXHAUST AIR HEAT PUMPS

NIBE F750 – For heating, hot water, ventilation and heat recovery

NIBE F370 – For heating, hot water, ventilation and heat recovery

NIBE F470 – For heating, hot water, ventilation, pre-heated supply and heat recovery

NIBE SAM 40 – Supply air module, designed to combine recovery of mechanical exhaust air with pre-heated supply air

GROUND SOURCE HEAT PUMPS

NIBE F1145 – Ground source heat pump to be connected to external water heater

NIBE F1145 PC – Ground source heat pump to be connected to external water heater, integrated passive cooling function

NIBE F1245 – Ground source heat pump with integrated water heater

NIBE F1245 PC – Ground source heat pump with integrated water heater, integrated passive cooling function

NIBE F1345 – Ground source heat pump for residential and commercial use, high heat demand

NIBE FLM – Exhaust air module

NIBE AMB 30 – Air collector in combination with NIBE F1345

NIBE HPAC – Climate exchange module for passive and active cooling

NIBE Uplink

NIBE Uplink – Remote managing and monitoring of heat pumps

AIR/WATER HEAT PUMPS - MONOBLOC PROGRAMME

NIBE F2030 – For residential use, heating power demand 5 – 12 kW

NIBE F2300 – For residential and commercial use, heating power demand 12 – 22 kW

AIR/WATER HEAT PUMPS - SPLIT

NIBE SPLIT – Full SPLIT programme for residential use. Heating, cooling and hot water

INDOOR MODULES FOR AIR/WATER HEAT PUMPS

NIBE VVM 500 – Flexible all in one indoor module for heating and hot water

NIBE VVM 310 – Flexible all in one indoor module for heating and hot water

SOLAR PROGRAMME

NIBE Solar FP215 P/PL – NIBE premium thermal collectors

WATER HEATERS

NIBE VPB – For connection to heat pumps

NIBE VPBS – For connection to heat pumps and solar panels

THERMAL STORAGE TANKS

NIBE VPA – For connection to heat pumps and other heating sources

NIBE VPAS – For connection to heat pumps, other heating sources and solar panels

NIBE UKV – Buffer tank for heating systems

NIBE UKVS 230 – Storage tank with solar coil

NIBE AHPS/AHP – Modul based extendable tank system for connection to heating sources and solar systems

DOMESTIC BOILERS

NIBE PELLUX 100 – Pellet boiler for combination with external storage tank or water heater

NIBE PELLUX 200 – Pellet boiler, complete stand alone pellet boiler with integrated hot water and climate controlled shunt valve

NIBE VEDEX 3300 – Log boiler

EXHAUST AIR HEAT PUMP NIBE F750



A world of possibilities

NIBE™ F750

AN ENERGY AND POWER EFFICIENT EXHAUST AIR HEAT PUMP WITH INVERTER CONTROLLED COMPRESSOR

NIBE F750 is a complete exhaust air heat pump for both new installations and replacement in houses or similar.

It has an integrated DC fan and water heater that has stainless steel or enamel corrosion protection. There is an integrated immersion heater used as an additional heater when it becomes really cold outside.

Energy is recovered from the ventilation air and supplied to the heat pump, which reduces energy costs considerably. The device ventilates the house, supplies heat and produces domestic hot water.

NIBE F750 is intended for low temperature dimensioned radiator circuits and/or underfloor heating.

The heat pump works based on the floating condensing principle, and is why the boiler section has a 25 litre temperature buffer vessel.

NIBE F750 can be connected in several ways, e.g. to solar panels, to two or more heating systems or to an extra hot water heater.

- An energy and power efficient exhaust air heat pump with inverter-controlled compressor
- Display unit with easy-to-read colour screen
- Specified compressor output 1.1 – 6.0 kW
- Extract air temperature down to -15 °C
- Low energy fan
- Low energy circulation pump, class A
- Outdoor temperature sensor/indoor temperature sensor
- Measures and logs average indoor temperature during the heating season
- Scheduling heating, ventilation and hot water as well as holiday mode
- Can control up to four heating systems, with different temperature levels
- Can communicate with GSM (accessory)
- Integrated volume vessel of 25 l
- Compatible with NIBE Uplink

The high-performance heat pump for residential use – everything you need

NIBE F750 energy-efficient and high-performance exhaust air heat pump sets new standards in heating technology. Thanks to variable heating output, NIBE F750 can be installed in both small and larger houses. The basic version comes with full heating, domestic water preparation and ventilation for a standard single family home. In addition, the modular range of accessories provide maximum flexibility. The system can be expanded in a number of ways;



Combination with central supply air

In combination with NIBE SAM 40 supply air module, the supply air can be brought into the building mechanically, then filtered and pre-heated. NIBE SAM 40 is controlled via the comfort controller of the NIBE F750 exhaust heat pump.



Expansion of domestic water capacity

The standard device is already fitted with an integrated water heater to meet the normal hot water requirements of a family of four. If significantly more hot water is needed, the system can be supplemented with a VPB 200 water heater to increase domestic water capacity to 500 litres.



Combination with a solar heating system

As a further expansion, NIBE VPBS 300 water heater and a NIBE solar package with a 4 or 6 m² collector surface can be used to exploit solar heating energy.

NIBE F750 system can be expanded to its maximum in combination with NIBE SAM 40 supply air module and the solar system. All modules are combined flawlessly into a visually appealing single system unit.



EXHAUST AIR HEAT PUMPS

NIBE™ F370

NIBE™ F470

FOR HEATING, HOT WATER, VENTILATION AND HEAT RECOVERY

NIBE F370 is part of a new generation of heat pumps, which have been introduced to supply your home with inexpensive and environmentally friendly heating. Heat production is safe and economical with integrated hot water heater, immersion heater, low energy circulation pump and control system.

NIBE F470 is an exhaust air heat pump that should be connected to an optional low temperature heat distribution system such as radiators or underfloor heating. The outdoor incoming air is also heated in the unit. In other words, the product is suitable for homes with both hydronic heating and outflow/inflow ventilation systems.



- Extremely installer-friendly
- Multicolour display with user instructions and multilingual support
- Remote control via GSM (accessory)
- Solar package available (accessory)
- Elegant, timeless and international design
- Scheduling (indoor comfort, hot water and ventilation)
- USB-port (quick software updates)
- Integrated water heater with environmentally friendly plastic insulation for minimal heat loss
- Simple filter cleaning, equipped with filter monitor
- Remarkably low sound level
- Outdoor temperature sensor/indoor temperature sensor
- Low energy fan
- Low energy DC circulation pumps (A)

Exhaust air heat pump NIBE F370

For houses with heating systems based on a waterborne radiator circuit (dimensioned for low temperatures) or under-floor heating.

The air in the house is transported from rooms with outdoor air devices to rooms with exhaust air devices.

The circulating air is drawn into the house's duct system. The heated room air is channelled to the heat pump, where the energy in the air is recycled, enabling the heat pump to supply the whole house with hot water and heating for the radiator system.



A world of possibilities

Exhaust air heat pump NIBE F470

For houses with heating systems where some of the heat supply comes from the heated intake air.

The air in the house is transported from rooms with intake air devices to rooms with exhaust air devices.

The circulating air is drawn into the house's duct system. The heated room air is channelled to the heat pump, where the energy in the air is recycled, enabling the heat pump to supply the whole house with hot water and heating for the intake air and radiator system.

**NIBE exhaust air heat pumps may be combined with other heating systems**

NIBE F370/F470 compact systems can easily be combined with additional heating systems, such as a NIBE solar heating system. A compact storage tank with solar coil buffer tank can be integrated into the system to increase the total storage capacity. The system then works with solar-assisted heating and water heating. NIBE F370 / F470 exhaust air heat pumps also come with the option of connecting other hot water heating systems, such as a water jacket stove, to the system.



GROUND SOURCE HEAT PUMPS

NIBE™ F1145/F1145 PC

NIBE™ F1245/F1245PC

FOR RESIDENTIAL AND COMMERCIAL BUILDINGS

Our new generation of ground source heat pumps are packed with sophisticated technology, but at the same time incredibly simple to install and operate. Designed for connection to a heat distribution system such as radiators, convectors or underfloor heating, these new heat pumps offer astonishing savings and big environmental benefits.

A NIBE ground source heat pump is ready to be connected to a number of different products and accessories, e.g. solar panels, extra hot water heater, ventilation recovery and heating systems with different temperatures. With our broad range of accessories, you can also control your heat pump remotely, heat the pool and cool the house.

NIBE F1145 PC and F1245 PC have integrated passive cooling function and are available in four sizes up to 10kW. NIBE F1245 is available in three different corrosion protection (stainless steel, enamel and copper). Finally NIBE F1145 is available in seven sizes from 5 to 17 kW.

User- and installer-friendliness

With the new generation of heat pumps, the concept of user-friendliness has reached a whole new level. An easy-to-read multi-colour display features clear information about status, operation time and all temperatures in the heat pump; an easily navigated control unit enables users to get the best performance out of the heat pump and maintain a comfortable indoor temperature at all times.

- Extraordinarily high efficiency (COP)
- Extremely installer-friendly
- Modular system for service friendliness
- Multicolour display with user instructions and multilingual support
- Remote control via GSM (accessories)
- Scheduling (indoor comfort, hot water and ventilation)
- Universal connection interface (1xUSB-port)
- Integrated water heater (F1245/F1245 PC) with environmentally friendly cellular plastic insulation for minimal heat loss
- Remarkably low sound level
- Low energy DC circulation pumps (A)
- Elegant, timeless and international design

A world of possibilities

Multicolour display with user instructions and multilingual support



FOUR KINDS OF GROUND SOURCE ENERGY


The term "ground source" covers four different heat sources; rock, surface soil, ground water and lake. The one that suits your location best is determined by factors such as the building's energy needs, your current heating system and the kind of terrain your house stands upon. Your local NIBE installer will be able to

offer advice about which one is most appropriate for your home. In all four cases, the heat pump concentrates the stored energy from one of these sources in such a way as to provide the hot water for radiators, underfloor heating, baths and showers.

Rock - using a ground probe

Ideal for refurbishment or adaptation from a fossil fuel based heating system.

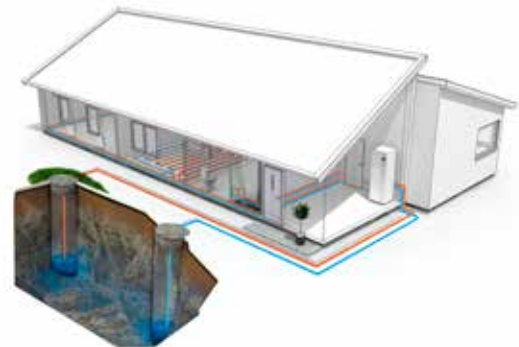
In the lower subsoil of the so-called "near-surface geothermal layer" lies a heat source with an almost constant temperature that can be utilised all year round. The heat pump collects stored solar energy from a collector in a hole drilled into the rock. The depth of the hole can vary between 90 and 200 metres, depending on the size of heat pump selected and on local building regulations. This type of system can be used for all possible building types, large or small, public or private. It requires little space and the ground probe can be drilled in the smallest of gardens.



Ground water

A viable energy source for any building where ground water is easily accessible.

Ground water can also be utilised as a heat source since it has a temperature of between 4 and 12°C all-year round. The heat pump collects stored solar energy from the ground water. Normally, there is one well for drawing up water and one for returning it.

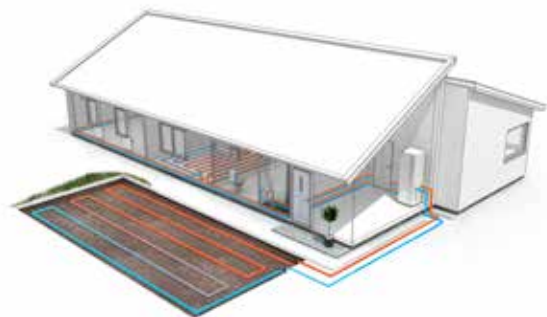


Surface soil - using a surface collector

Cost-effective energy collection.

During the summer, solar heat is stored in the soil. This is either directly absorbed as insulation or as heat from rain and the air from the near-surface layer of the soil. The heat pump collects this stored solar energy from a buried collector. That is, a hose filled with anti-freeze and buried at a depth of about 80 – 100 cm. The length of the hose varies between 250 and 400 metres, depending on the size of heat pump selected.


Using this energy for heating is a cost-effective method. The highest yield can be obtained from soil with a high water content.



Lake collector

Cost-effective installation for lakeside homes.

If your home is built beside a water source such as a lake, heat from the lake water can be extracted using a surface soil collector anchored to the bottom of the lake.



GROUND SOURCE HEAT PUMP

NIBE™ F1345

THE PERFECT SOLUTION FOR COMMERCIAL BUILDINGS WITH HIGH HEAT DEMANDS

The NIBE F1345 is one of a new generation of heat pumps, designed to supply your heating and tap water needs in a cost-effective, environmentally friendly way. With its two large scroll compressors, NIBE F1345 is the ideal ground source heat pump for multi-occupancy buildings, industrial premises, churches and other buildings with a large heat demand. The compressors collaborate and engage as necessary, give better power control, less wear and greater operational ability.

The new NIBE F1345 is more flexible than ever and with its advanced control system it can be adapted to several system solutions. In systems with up to nine heat pumps and with a wide range of accessories e.g. for control of oil, gas, pellet fired or electric boilers, you find the full flexibility for your installation. NIBE F1345 is equipped with a multicolour display, multilingual support and upgradable software via the built in USB port.

NIBE F1345 is manufactured in four sizes; these feature outputs of 24, 30, 40 and 60 kW.

As many as nine NIBE F1345 can be connected together to achieve an output of up to 540 kW.



- Perfect solution for buildings with large heat demands
- Docking possibility – up to 540 kW in cascade
- High COP – provides savings and shorter payback times
- High flow temperature (up to 65°C) – means great installation flexibility
- The heat pump consists of two units which contain less than 3 kg refrigerant per unit
- Multicolour display with user instructions and multilingual support
- Scheduling (indoor comfort, hot water and ventilation)
- Universal connection interface (1xUSB-port)
- Remarkably low sound level
- Elegant, timeless and international design
- The control unit offers several docking options
- NIBE Uplink compatible

REMOTE MANAGING AND MONITORING OF HEAT PUMPS

NIBE Uplink™

FREEDOM - ANYWHERE, ANY TIME



Using the Internet and NIBE Uplink you can get a quick overview and the present status of your heat pump and the heating in your property. You get a good overall view where you can follow and control your heating and hot water production. If your system is affected by an operational disturbance you receive an alert via e-mail that allows you to react quickly.

NIBE Uplink also gives you the opportunity to control comfort in your property no matter where you are. We call it NIBE freedom.

- NIBE introducing a new, efficient tool that gives you quick and easy control over your property's heat pump - wherever you are
- A web interface via the Internet offers you an instant view of e.g the temperature and current status of the heat pump in your property
- Provides the benefit of external monitoring for several properties at the same time
- Clear, easy way of monitoring and controlling heating and hot water temperatures for maximum comfort
- In the unlikely event of a system malfunction you receive an alarm directly in your e-mail, allowing you to respond quickly
- Simple installation with a "click" of an ethernet cable
- Provides logging of heat pump parameters presented in a user-friendly history chart
- Compatible systems – please see www.nibeuplink.com





FUNCTION MODULES FOR NIBE GROUND SOURCE HEAT PUMPS

NIBE™ FLM EXHAUST AIR MODULE

The NIBE FLM exhaust air module is a complete exhaust air solution designed for use with NIBE ground source heat pumps, regardless of their size or output. The exhaust air module recycles mechanical exhaust air and improves the indoor climate, at the same time as reducing heating costs. NIBE FLM has an integrated DC fan, which enables you to adjust the fan's speed to increase and reduce the level of ventilation. The module can be fitted directly to the heat pump or hung on the wall.

- Module produced to combine recovery of mechanical exhaust air with ground source collectors
- Up to four pcs can be docked with a NIBE F1145/F1245/F1345 ground source heat pump irrespectively of output size
- Provides a complete solution for exhaust air and ground source
- Exhaust air energy accumulates in the ground
- The collector length can be reduced when required
- Extremely installer-friendly
- Automatic defrosting
- Remarkably low sound level
- Low energy DC fan



NIBE™ AMB 30 AIR COLLECTOR IN COMBINATION WITH NIBE F1345

NIBE AMB 30 is a heat absorbing air module that is an accessory for NIBE F1345. Using this accessory it is possible to increase the efficiency of an installation and is ideal when ground/rock collectors cannot be dimensioned for the capacity that the installation requires.

- Possible to combine with ground/rock collector for hybrid operation
- Air collector in combination with NIBE F1345
- The heat pump is located indoors, which facilitates servicing and increases service life
- Flexible positioning of AMB 30
- Demand controlled defrosting which has a significantly longer interval than the usual air/water heat pump
- All control/monitoring occurs indoors via a control unit
- Possible to combine several NIBE F1345/AMB30s to achieve the desired output size



NIBE™ HPAC 40/42 COOLING MODULE

NIBE HPAC accessory gives your installation a high degree of flexibility. NIBE HPAC 40 is compatible with the NIBE F1145/1245 series and NIBE HPAC 42 with the NIBE F1345. NIBE HPAC was developed in such a way as to enable all the heat pump's potential applications - both heating and cooling. Combine your heat pump with NIBE HPAC for passive or active cooling. It works, even while your system is continuously heating hot water.

NIBE HPAC is easily controlled via the heat pump's control panel, where both settings and monitoring are easily handled at the push of a button. This accessory's timeless design means that it blends in well with your other heat pump equipment.

Passive cooling

When passive cooling is needed, the circulation pumps in the heat pump are activated, circulating fluid from the soil or bedrock collector into the building's climate control system to cool the house. The cold is taken from the soil or bedrock collector.

Active cooling

In active cooling, the compressor in the heat pump starts and the cooling generated is circulated to the building's climate control system, while the heat circulates out to the soil or bedrock collector.

- Elegant and timeless design
- High flexibility for the best indoor climate
- Passive cooling
- Active cooling in combination with the heating of hot water
- Installer-friendly with automatic detection in heat pump
- Settings shown on the heat-pump's display
- NIBE HPAC 40 is compatible with heat pumps in the NIBE F1145/F1245 series
- NIBE HPAC 42 is compatible with heat pumps in the NIBE F1345 series up to 40 kW





NIBE AIR/WATER HEAT PUMP MONOBLOC PROGRAMME – OUTDOOR MODULES

FLEXIBLE SYSTEM SOLUTIONS

The NIBE monobloc air/water programme consists of NIBE F2030 for residential use and NIBE F2300 mainly for commercial use. Much effort has been made to create attractive system combinations.

The NIBE products have been developed with special attention to make the installation as smooth as possible. For example together with the outdoor unit we always include anti-vibration water connections. A broad accessory programme is available and a large number of recommended possible combinations.

NIBE™ F2030

- COP levels are among the best on the market
- Supply temperature 63 °C at -25 °C ambient
- Very low noise level
- Extended real working range down to -25 °C ambient
- Built-in condensate water tray



Name	Building heating power demand
NIBE F2030-7	5 – 9 kW
NIBE F2030-9	8 – 12 kW

FLEXIBLE SYSTEM SOLUTIONS WITH NIBE F2030 OUTDOOR UNIT

NIBE VVM 310/VVM 500 system

Outdoor unit	Indoor unit
NIBE F2030-7	NIBE VVM 310/VVM 500
NIBE F2030-9	NIBE VVM 310/VVM 500

NIBE VVM 310/500 indoor unit takes care of your hot water demand and ensures that the correct heating power is sent to your heating system in the most efficient way. Heat production is reliable and economical with integrated hot water coil, circulations pumps, solar coil (NIBE VVM 500), control system and immersion heater.

NIBE SMO 20/40 system

Outdoor unit	Controller
NIBE F2030-7	NIBE SMO 20/40
NIBE F2030-9	NIBE SMO 20/40

NIBE SMO 20/40 is an advanced controller module that supports a broad range of different hydraulic schemes. SMO 20/40 enables you to combine NIBE F2030 with other equipment and create your own customised heating system. Start with one NIBE F2030; if you need more power, you can install as many as eight NIBE F2030 heat pumps together in the same system.

Existing boiler system

This system set up is often used to back up an existing heating system.

For docking principles, please see www.nibe.eu/air-water/docking.

NIBE AIR/WATER HEAT PUMP MONOBLOC PROGRAMME – OUTDOOR MODULES

A world of possibilities

FLEXIBLE SYSTEM SOLUTIONS

The NIBE monobloc air/water programme consists of NIBE F2026 for residential use and NIBE F2300 mainly for commercial use. Much effort has been made to create attractive system combinations.

The NIBE products have been developed with special attention to make the installation as smooth as possible. For example together with the outdoor unit we always include anti-vibration water connections. A broad accessory programme is available and a large number of recommended possible combinations.



NIBE F2300-14 > 18 kW
NIBE F2300-20 > 22 kW

NIBE™ 2300

- COP levels are among the best on the market
- Supply temperature 63 °C at -25 °C ambient
- Very low noise level
- Extended real working range down to -25 °C ambient
- Built-in condensate water tray
- Sizes: 14 and 20 kW

NIBE VVM 500 system

Outdoor unit	Indoor unit
NIBE F2300-14	NIBE VVM 500
NIBE F2300-20	NIBE VVM 500

NIBE VVM 500 indoor unit takes care of your hot water demand and ensures that the correct heating power is sent to your heating system in the most efficient way. Heat production is reliable and economical with integrated hot water coil, circulations pumps, solar coil, control system and immersion heater.

NIBE SMO 05/10 system

Outdoor unit	Indoor unit
NIBE F2300-14	SMO 05/SMO 10
NIBE F2300-20	SMO 05/SMO 10

NIBE SMO 05 basic controller has the new generation user interface. You can install it in any convenient room or hall, from where you can make various adjustments to your heating system. NIBE SMO 05 supports one basic heating scheme enabling differently sized outdoor units and water heaters to be combined. NIBE SMO 10 is an advanced control module supporting a broad range of different hydraulic schemes. Start with one NIBE F2300 heat pump; if you need more power, you can install as many as nine F2300 heat pumps together in the same system.

NIBE AIR/WATER HEAT PUMP MONOBLOC PROGRAMME

– INDOOR MODULES



NIBE™ VVM 500

THE FLEXIBLE ALL-IN-ONE INDOOR MODULE FOR HEATING AND HOT WATER

NIBE VVM 500 is part of a new generation of products, which have been introduced to supply your home with inexpensive and environmentally friendly heating and domestic hot water in the most efficient way. Heat production is reliable and economical with integrated hot water coil, circulation pumps, solar coil, control system and immersion heater.

The indoor module is connected to the air/water outdoor unit and your house heating distribution system. It is prepared for connection to a number of different products and accessories, e.g. solar or other external heat source, extra water heater, swimming pool and climate systems with different temperatures.

NIBE VVM 500 is equipped with the new generation controller for good comfort, good economy and safe operation. Clear information about status, operating time and all temperatures in the system is shown on the large and easy-to-read display.

- Flexible all-in-one indoor module for heating and hot water
- For large houses or buildings with 2 – 3 flats
- New generation of heat pump controller with colour display and many new features
- Prepared for easy connection to solar panels or any other external heat source
- When used in combination with the air/water outdoor units NIBE F2300 and F2026, the result is a complete heating system



NIBE™ VVM 310

FLEXIBLE ALL-IN-ONE INDOOR MODULE FOR HEATING AND HOT WATER

NIBE VVM 310 is a flexible indoor module and together with the NIBE's air/water outdoor modules creates a complete system to supply the building's heating and hot water requirements.

NIBE VVM 310 can receive energy from several different alternatives, for example from the NIBE F2026, F2030 and F2040 outdoor heat pumps.

It is also possible to supplement with energy from the existing boiler instead of using the internal immersion heater.



- For upgrading existing heating systems or new builds with requirements for high hot water performance, perhaps a pool/existing boiler can be combined
- A new generation control module with a colour display and several new functions
- Simple connection and control of the external heat source (wood/oil/gas). Step controlled additional heat with immersion heater
- Integrated buffer tank for the heating system
- Hot water coil made of stainless steel
- Climate-controlled automatic shunt valve that takes the outdoor temperature into consideration
- Self-regulating, speed controlled, charge respectively heating medium pump of A-class design
- Load monitor as standard



A world of
possibilities

AIR/WATER HEAT PUMPS – SPLIT

NIBE™ SPLIT

FULL SPLIT PROGRAMME FOR RESIDENTIAL USE. HEATING, COOLING AND HOT WATER

We have developed a new range of six different NIBE SPLIT combinations suitable for both new build and refurbishment installations. Factors such as the size of your house, where you live and your domestic hot water needs will determine which pack is most appropriate for you.

Alongside the indoor units, three different sizes of outdoor units are available. Each combination pack, containing a fixed indoor unit and an outdoor unit, has been carefully developed to achieve the optimal performance (COP) for heating and hot water production. The indoor units consist of either an all-in-one cabinet with hot water cylinder included or a control cabinet (hydro box) with a choice of separate cylinders.

Development has been based on our long experience of heat pumps and water-borne domestic heating in the demanding Scandinavian climate.

- Easy installation, especially for the all-in-one indoor unit
- Full accessory programme, for example pre-defined solar packs
- Easy installation. Just connect the outdoor unit to the indoor unit(s) and your heating system and start up. The outdoor unit is electrically connected to the indoor unit. The controller display is in your language
- Best-in-class energy savings due to the large working envelope and speed-controlled compressor. For example, the supply temperature from the compressor is 58 °C at -20 °C outdoor temperature
- Straightforward installation, especially with the all-in-one cabinet
- To guarantee that the heat pump does not exceed your house fuse rating, a load limiter will control the power needed by the heat pump
- Equipped as standard to support two individual heating systems with different heating demands, for example radiators and underfloor heating
- Underfloor cooling available for the largest outdoor unit. Fan coil cooling is also possible for the all-in-one indoor unit and the two smaller outdoor units
- If you would like to combine the system with a gas boiler or existing oil boiler instead of the built-in immersion heater, just plug your external unit into the water cylinder. No extra cylinder is needed. The controller is configured to handle your external unit




The compact all-in-one systems for heating, cooling and domestic water

These systems are among today's leading split units. They have been designed for use in single family homes. The system consists of an outdoor unit and a compact indoor unit, which allows for extremely compact installation.

The all-in-one system comes with two units of different sizes that automatically adjust to supply the required heating output. The units automatically adjust to lower heating loads thanks to the integrated frequency converter.

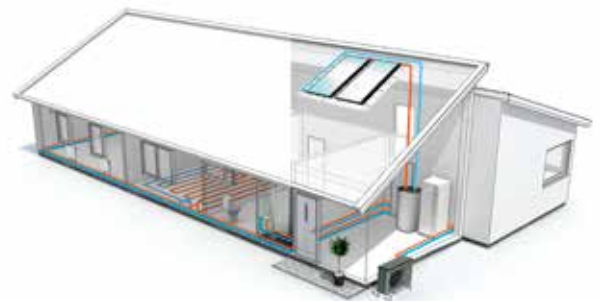
The indoor unit comes fully equipped and keeps installation costs low. With good planning, reversing the refrigeration cycle delivers active climate control.



The compact all-in-one systems are ideal in combination with other heat generators

NIBE SPLIT compact systems can easily be combined with additional heating systems, such as a NIBE solar heating system. A compact storage tank with solar buffer storage can be integrated into the system to increase the total storage capacity. The system then works with solar-assisted heating and water heating.

NIBE SPLIT also comes with the option of connecting to other hot-water heating systems.



FULL SPLIT PROGRAMME FOR RESIDENTIAL USE



PACK 1

Plug-and-play heating system suitable for small sized homes and normal hot water demand

House heating demand 5 – 7 kW

NIBE Split air/water heat pump indoor unit ACVM 270 and outdoor unit AMS 10-8



PACK 4

Plug-and-play heating system suitable for large sized homes and normal hot water demand

House heating demand 7 – 13 kW

Separate controller (hydro box) and separate tank HBS 16 + HEV 300 and outdoor unit AMS 10-16



PACK 2

Plug-and-play heating system suitable for average sized homes and normal hot water demand

House heating demand 5 – 10 kW

NIBE Split air/water heat pump indoor unit ACVM 270 and outdoor unit AMS 10-12



PACK 5

Plug-and-play heating system suitable for large sized homes and high hot water demand

House heating demand 7 – 13 kW

Separate controller (hydro box) and separate tank HBS 16 + HEV 500 and outdoor unit AMS 10-16



PACK 3

Plug-and-play heating system suitable for average sized homes and high hot water demand

House heating demand 5 – 10 kW

Separate controller (hydro box) and separate tank HBS 12 + HEV 500 and outdoor unit AMS 10-12



PACK 6

Plug-and-play heating system suitable for large sized buildings and no hot water demand

House heating demand 7 – 13 kW

Separate controller (hydro box) and separate tank HBS 16 + HE 30 and outdoor unit AMS 10-16

NIBE SOLAR PACKAGES FOR A SUNNY FUTURE

A world of possibilities

NIBE™ FP215 P/PL

NIBE PREMIUM SOLAR COLLECTORS

The P (Premium) panel is mounted in a vertical way and the PL (Premium Landscape) is mounted horizontally. The solar thermal collector FP215 is a high class collector with a serpentine laser-welded selective absorber and innovative lightweight design.

The collector has an empty weight of only 32.5 kg and high thermal efficiency due to an exceptional insulation solution. The combination of high temperature resistant PIR-Plate and rock wool insulation allows a flat collector height of only 81 mm.

Suitable for hot water, heating support and process energy systems suitable for high-flow and low-flow operation.



Wide range of applications:

- Suitable for hot water, heating support and process energy systems
- Suitable for high- and low-flow operation

Guarantees and certification:

- Complies with European Standards
- Solar Keymark certified

Installation-friendly system:

- Easy to transport with carry-friendly circulating handle bar and easy weight design
- Easy to install on the pre-designed mounting system
- Easy to install due to quick connection design

TECHNICAL DATA

Solar panel	FP215 P	FP215 PL
Optical efficiency	80.6%	82.4%
Fluid content	1.65 litres	2.3 litres
Heat transfer fluid	Propylenglykol and water in drain back applications	
Dimension	2088 x 1030 x 81 mm	
Total area	2.15 m ²	
Aperture area	1.91 m ²	
Glass thickness	3.2 mm	
Glass structure	Low iron tempered solar safety glass	
Max. working pressure	10 bar/MPa	
Stagnation temperature	191.2 °C*	

* at irradiation of 1000 W/m² and 30 °C outdoor temperature

NIBE™ SOLAR 1145/VPBS FP215 P / PL

FOR NIBE F1145 HEAT PUMP AND NIBE VPBS WATER HEATER



NIBE™ SOLAR 1145/VPAS FP215 P / PL

FOR NIBE F1145 HEAT PUMP AND NIBE VPAS STORAGE TANK



NIBE™ SOLAR SPLIT FP215 P / PL

FOR NIBE SPLIT AIRWATER HEAT PUMPS



NIBE™ SOLAR VVM 500 FP215 P / PL

FOR NIBE VVM 500 INDOOR MODULE



NIBE™ SOLAR 370/470 FP215 P / PL

FOR NIBE F370/470 HEAT PUMPS



NIBE™ SOLAR 750/VPBS FP215 P / PL

FOR NIBE F750 HEAT PUMP AND NIBE VPBS WATER HEATER



NIBE™ SOLAR FOR COIL FP215 P / PL

FOR BOILERS, STORAGE TANKS AND WATER HEATERS WITH INTERNAL SOLAR COIL



NIBE™ SOLAR NO COIL FP215 P / PL

FOR BOILERS, STORAGE TANKS AND WATER HEATERS WITHOUT AN INTERNAL SOLAR COIL



WATER HEATERS

– FOR ALL YOUR HOT WATER NEEDS

If your heat pump does not have a built-in water heater, or if your household consumes a particularly large quantity of hot water, a separate water heater can be connected to the system. It provides the hot water you need, or boosts the capacity of an existing system.



NIBE™ VPB 200, VPB 300

NIBE™ VPBS 300

NIBE VPB/VPBS is a new series of water heaters that are suitable for connection to and in combination with heat pumps, solar panels (VPBS) gas and oil boilers. For a truly comprehensive installation, NIBE VPB 200, VPB 300 and VPBS 300, with their integrated design, are best combined with NIBE F1145 and NIBE F1155.

Since NIBE VPB 200, VPB 300, VPBS 300, FLM and F1145 are designed together, you can combine them any way you like and still achieve a neat, streamlined appearance. And in installations using the NIBE VPB 200 combined with the NIBE F1145 and NIBE F1155, piping can be hidden away.

The NIBE VPB/VPBS series offers further improvements in terms of thermal insulation and recharging of hot water – to ensure your comfort. These products are available in different kinds of corrosion protection, copper, enamel, and stainless steel.



A world of possibilities

THERMAL STORAGE TANKS

– FOR ALL YOUR HOT WATER NEEDS

NIBE™ AHPS/AHP 300

THERMAL STORAGE TANK

NIBE AHPS/AHP is a new series of storage tanks. AHPS is a “technology tank”, a tank with more flexibility. AHPS has a solar coil and a combined pre- and post-heating coil for hot water production.

The hot water is produced in the powerful, stainless steel hot water coil as the hot water is consumed. In principle, AHPS is ideal for all pre-heating applications. Among other things, solar panels can preheat or fully heat the hot water in AHPS before it goes to the cold water connection of a heat pump. This also applies to gas, electric or pellet boilers.

Thanks to coil water heating, AHPS can be considered legionella safe even at unfavourable temperatures.

AHP is a volume expansion tank that is primarily used for expanding the volume with an AHPS. AHP and AHPS have the same type of exterior which gives a modern-looking installation. Several AHP units can be connected in parallel with one AHPS and so even receive energy from a small to medium sized wood fired boiler. The function of connecting several tanks together greatly simplifies matters where one large tank would be difficult to install.



NIBE™ UKVS 230 - STORAGE TANK WITH COIL FOR SOLAR PANELS

NIBE UKVS 230 is intended to be used for heat storage when a smaller heat pump is docked with solar panels. It is also possible to dock another heat source.

Solar system tailor-made to give optimum performance with NIBE SPLIT and NIBE F370/F470

NIBE™ UKV - BUFFER TANK FOR HEATING SYSTEMS

NIBE UKV 40, 100, 200, 300 and 500 are buffer tanks used together with heat pumps to increase the volume of water in the system for more even operation.



NIBE UKVS 230

NIBE UKV 200, 300, 500

NIBE™ VPA/VPAS - THERMAL STORAGE TANKS OPTIMALLY PREPARED FOR CONNECTION TO HEAT PUMPS

NIBE VPA, storage tanks with internal water heater, intended primarily to be connected to heat pumps. They are also suitable for use with other heat sources. NIBE VPA is manufactured in two sizes, 300/200 and 450/300.

NIBE VPAS is a storage tank with an internal water heater and solar coil. NIBE VPAS is primarily designed for connection to heat pumps in combination with solar panels. NIBE VPAS is manufactured in sizes 300/450.



NIBE VPA 300/200

NIBE VPA 450/300

NIBE VPAS 300/450

DOMESTIC BOILERS FOR PELLET FIRING

NIBE™ PELLUX 100

MODERN PELLET BOILER WITH PELLET BURNER AND AUTOMATIC SWEEPING

NIBE PELLUX 100 is easily handled with intelligent controls. The combustion chamber is positioned in the lower section of the vessel with a good sized ash box. Cleaning is made easy and the boiler remains efficient thanks to an upright convection system with automatic sweeping. The pellet burner connects directly to the reversible combustion chamber door.

The control panel is designed to achieve the most simple operation possible. The combustion chamber and convection section require minimum maintenance. Only the ash box needs be emptied between visits from the sweep. This is easy to do thanks to the hinged combustion chamber door. It's easy to perform all essential service and maintenance through the front door of the boiler.

NIBE PELLUX 100 has a function to control an automatic shunting valve. The draught limiter supplied means that the chimney is ventilated after each firing and the burner can operate in ideal conditions whether it is windy or not. The angled flue pipe is also supplied.



- Burner with automatic ash removal
- Prepared for automatic shunt control and lambda control (oxygen sensor)
- Dockable to a number of hot water solutions
- Suitable as a back-up heat source for heat pumps
- Prepared for solar panel control
- Chimney friendly, draft limiter supplied as standard
- Clever solution with compact external dimensions
- Settings and control of the burner is made on the panel
- Easy to install. The low height of the boiler allows installation at low ceiling heights. The essential pipe connections are on the top or the back of the boiler for easy access
- The boiler display can also control a solar circuit

NIBE™ PELLUX 200

A COMPLETE PELLET BOILER FOR HEATING HOUSES

NIBE PELLUX 200 is a modern pellet boiler with temperature-controlled automatic shunt and automatic sweeping. Tap water is heated up in a plate heat exchanger, with boiler water and tap water channelled into alternate columns. Thanks to an internal circulation pump, controlled via a flow switch, the boiler starts automatically whenever more hot water is needed. For ease of installation, all essential pipe connections are on top of the boiler. Moreover, its low height is an advantage when installing in rooms with low ceilings.

NIBE PELLUX 200 is also equipped with a large ash cassette so it doesn't need to be emptied too often. A swing-door makes emptying the cassette easy. Both the burning chamber and convection zone are designed for easy maintenance. This model also features a climate-controlled automatic shunt with outdoor and supply sensors.

- Complete combi-boiler optimised for pellets
- Integrated hot water heating via stainless steel heat exchanger
- Integrated automatic sweeping
- Pre installed shunt valve package
- Integrated automatic shunt valve for climate control via outdoor sensor
- Easy installation of the burner
- Large ashbox for longer intervals between emptying
- Prepared for remote control
- Load monitor as standard
- Draught limiter for chimney supplied
- Integrated immersion heater allows electric reserve operation or back up
- Max output is 25 kw (pellet mode)



DOMESTIC BOILERS FOR LOG BURNING

NIBE™ VEDEX 3300

FOR WOOD. FAN-CONTROLLED WOOD BURNING BOILER
OFFERING A HIGH DEGREE OF EFFICIENCY

NIBE VEDEX 3300 is a boiler intended for heating houses and other small buildings. The boiler is environmentally approved for wood log firing to a storage tank.

When firing, the boiler water is partly heated by the combustion chamber and partly by the convection area.

Average output during wood burning operation is approx. 35kW (max. output is approx. 40kW).

A storage tank with integrated water heater or coil is needed for hot water heating.

The hot water capacity is determined by the choice of water heater size or the length of coil.

Recommended storage tank volume: 1500-2000 litres

- An easy-to-install and easy-to-use wood fired boiler
- Stable and easy firing
- 90 % efficiency without demanding extreme draught in the chimney
- Induction flue gas fan
- Intended for firing with a storage tank
- Integrated charge thermostat, flue gas thermostat and cooling coil
- Stable and well insulated hatches that can be hinged to the left or right
- 0.5 meter wood length



A world of possibilities



A world of possibilities

This brochure is a publication from NIBE. All product illustrations, facts and specifications are based on current information at the time of the publication's approval. NIBE makes reservations for any factual or printing errors in this brochure.
©NIBE 2013.



NIBE ENERGY SYSTEMS
Box 14
285 21 Markaryd
SWEDEN
Tel. +46 433 - 73 000
www.nibe.eu